

BIBLE syllable cards

Please encourage others to visit my blog and download this free resource for themselves. The blog link to share is:

<https://aliveandgrowingathome.com/bible-syllable-cards/>



Work on counting syllables AND the Bible at the same time!

Color and blackline syllable cards are included for 1-syllable, 2-syllable, and 3-syllable words. The images are pulled from both the Old and New Testaments. A syllable counting mat is also included.

Visit the blog post above for tips on counting syllables.

Table of Contents:

- p. 2 [More Resources](#)
- p. 3 [Syllable Counting Mat](#)
- p. 4 [Color Cards](#)
- p. 7 [Blackline Cards](#)

terms of use

This printable resource was created for personal use only.

For example, you **MAY** use my blog resources to teach your own children or with a Bible study group/church group that you teach. You **MAY NOT** sell the PDF, recreate, giveaway, or store the PDF on any other site (including a blog, Facebook, 4Shared, Dropbox, Amazon Inspire, etc.). Thank you for your honesty!

www.aliveandgrowingathome.com

You 'll Also Like...

Click on the images to find the resources.

THINGS GOD MADE

alphabet pages

Aa God made the... alligator

Bb God made the... butterfly

Cc God made the... cat, cow, clouds, carrots

A-Z

www.aliveandgrowingathome.com

LITTLE LETTER BOOKS

EASY to assemble!

“As for me and my house, we will serve the LORD.”

Color the things God made that begin with Zz

Dot or cover Zz

www.aliveandgrowingathome.com

BIBLE

Handwriting Practice Pages

Aa is for animals

Bb is for Bible

Ff is for fire

Tt is for tower

6 levels of practice

www.aliveandgrowingathome.com

CHRISTIAN

nursery rhymes + printable activities

I, 2 - God Loves You

He Will Come Back

Rhyme-a-Row


Mary Had a Little Lamb

It's Raining! It's Pouring!

www.aliveandgrowingathome.com


SYLLABLE COUNTING MAT DIRECTIONS

1. Place a 1-, 2-, or 3-syllable card in the square at the top of the mat.
2. Give learners 3 small objects like math counters, coins, dried beans, or game pieces.
3. Name the picture, saying the word aloud. (*Mary*)
4. Ask learners to place one object in each box to represent each syllable they hear in the word.
5. *Mary* (Mar - y) has two syllables, so two small objects should be in the boxes as seen in the picture.
6. Count the objects to aid in counting the number of syllables.



www.aliveandgrowingathome.com

PLACE BIBLE
SYLLABLE
CARD HERE



www.aliveandgrowingathome.com

COLOR

syllable cards



1



www.aliveandgrowingathome.com

sun



king



sheep

cross

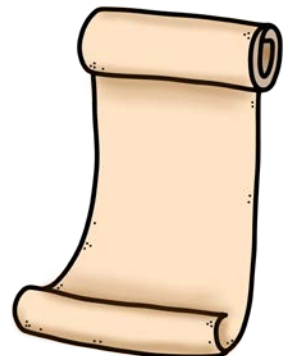

fish



dove

rain

bread



boat


coin

scroll

2



www.aliveandgrowingathome.com | Adam



Moses



Jonah



Pharaoh



David



shepherd



Noah



Joseph



Mary



Jesus



empty

3

www.aliveandgrowingathome.com




Goliath



Abraham



commandments




Jericho



parable




Lazarus




disciples



Zacchaeus



synagogue



prodigal




miracle

BLACKLINE

syllable cards



1



www.aliveandgrowingathome.com

sun

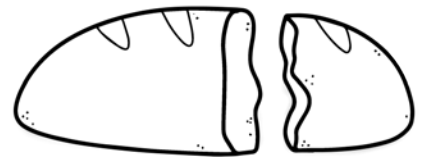
king



sheep

cross

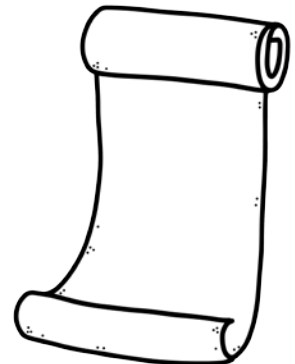

fish



dove

rain

bread



boat


coin

scroll

2



Adam

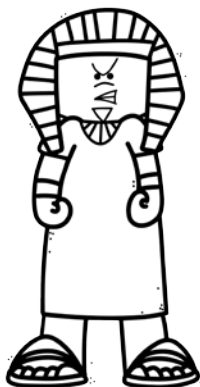


Moses

www.aliveandgrowingathome.com



Jonah



Pharaoh



David



shepherd



Noah



Joseph



Mary



Jesus



empty

3


www.aliveandgrowingathome.com




Goliath



Abraham




commandments




Jericho



parable




Lazarus




disciples



Zacchaeus



synagogue



prodigal




miracle



Hi! My name is Becky.
Let 's Connect!



Graphics & Fonts :



www.aliveandgrowingathome.com