

# New Year

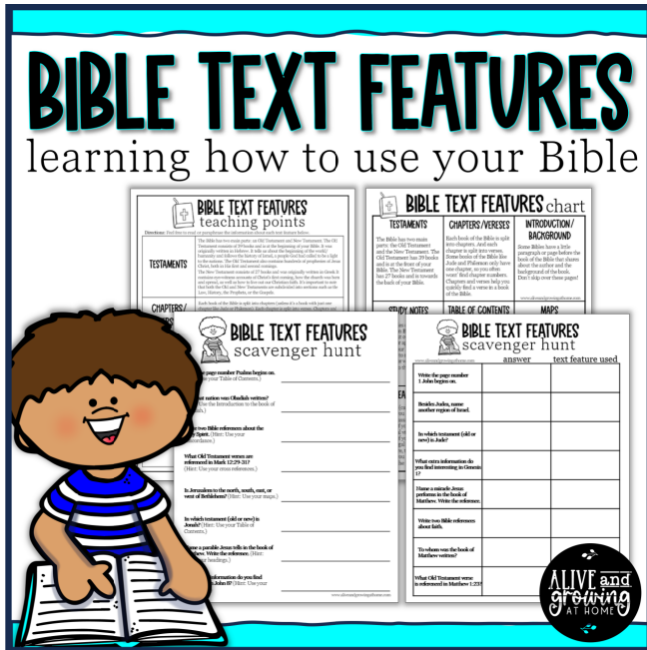
## REFLECTIONS & GOALS

We are a people that tend to be too quick to move on and forget what God has done. In our discontentment, we can be so focused on the “bigger and better.” Even if you don’t use the printable pages in this file, I’d encourage you to gather as a family and do these three things:

- 1. Reflect on the past year.** Remember how you’ve seen God move in your life or in your family’s life is so important to helping you and your kids remember that God is actively working in your life to accomplish His desires. What have you seen God do? What are some answered prayers you’ve seen? How have you grown in your walk with Him? Share these with your kids? Encourage them to do the same.
- 2. Set goals for the new year.** Maybe it’s a trip your family would like to take. Maybe it’s learning a new skill like how to make bread. Perhaps it’s setting the goal to read through the Bible together or to memorize Scripture together.
- 3. Pray as a family.** Lastly, take time to PRAY. Thank God for who He is and what He’s done over the past year. Pray over the goals and plans for the new year. Pray that you’d submit your plans to His will and ways so that ultimately, He would be lifted high in the upcoming year.

**Terms of Use:** This resource was created for you to use at home with *your* child(ren) or with multiple children in *your* classroom. Please share the blog post link (<https://aliveandgrowingathome.com/new-year-reflections-and-goals/>) with others (not this PDF file) so they may download their own copy. *You may not* sell, host, reproduce, giveaway, or store it on any other site (including a blog, Facebook, 4Shared, Dropbox, Amazon Inspire, etc.). Thank you!

# You may also like...



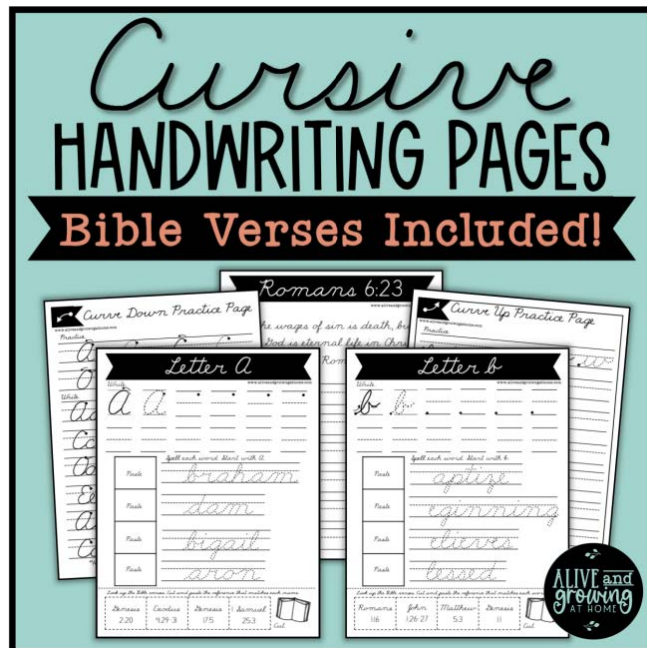
**BIBLE TEXT FEATURES**  
learning how to use your Bible

The image shows a collection of educational materials for children. On the left is a cartoon boy with brown hair, wearing a blue and white striped shirt, sitting and reading an open book. Behind him are several worksheets and charts. One chart is titled 'BIBLE TEXT FEATURES teaching points' and lists 'TESTAMENTS', 'CHAPTERS/VERSSES', and 'INTRODUCTION/BACKGROUND'. Another chart is titled 'BIBLE TEXT FEATURES chart' and lists 'TESTAMENTS', 'CHAPTERS/VERSSES', 'INTRODUCTION/BACKGROUND', 'TABLE OF CONTENTS', and 'MAPS'. Two worksheets are titled 'BIBLE TEXT FEATURES scavenger hunt' and contain various questions about Bible text features. A circular logo in the bottom right corner of the pack says 'ALIVE and growing AT HOME'.

As believers, it's our job to pass the truths found in God's Word on to the next generation. This **Bible Text Features Pack** has charts and games to help your kids or learners understand HOW TO USE the study tools found in their Bible.

**FIND IT IN MY SHOP**

<https://shop.thisreadingmama.com/product/bible-text-features-pack/>



*Cursive*  
**HANDWRITING PAGES**  
**Bible Verses Included!**

The image shows several cursive handwriting practice pages. One page is titled 'Cursive Down Practice Page' and features the cursive letter 'a' with a dotted line for tracing. Another page is titled 'Cursive Up Practice Page' and features the cursive letter 'b' with a dotted line for tracing. A third page is titled 'Letter A' and shows the cursive letter 'A' with a dotted line for tracing. A fourth page is titled 'Letter B' and shows the cursive letter 'B' with a dotted line for tracing. A circular logo in the bottom right corner of the pack says 'ALIVE and growing AT HOME'.

I love that this cursive handwriting pack mixes handwriting with the Bible! You'll find plenty of pages to teach learners how to form upper- and lowercase letters as well as explore the Bible ~ from Genesis to Revelation.


**FIND IT IN MY SHOP**

<https://shop.thisreadingmama.com/product/cursive-handwriting-pack/>

# Reflect on the Year

Take time to think about the past year. What did you see God do? What are you most thankful for?

[www.aliveandgrowingathome.com](http://www.aliveandgrowingathome.com)



A large rectangular box with horizontal lines for writing. The box is outlined in black and contains 15 horizontal lines. Overlaid on the left side of the box is a faint illustration of four balloons (blue, orange, pink, and grey) and a large orange star.


“It is good to give thanks to the LORD, to sing praise to your name, Most High, to declare your faithful love in the morning and your faithfulness at night...” Psalm 92:1-2



# New Year Goals

Take time to think about the upcoming year. What are some goals you have that would honor God? What are some plans you have? Write them below.


[www.aliveandgrowingathome.com](http://www.aliveandgrowingathome.com)



# Reflect on the Year

Take time to think about the past year. What did you see God do? What are you most thankful for?

[www.aliveandgrowingathome.com](http://www.aliveandgrowingathome.com)




“It is good to give thanks to the LORD, to sing praise to your name, Most High, to declare your faithful love in the morning and your faithfulness at night...” Psalm 92:1-2



# New Year Goals

Take time to think about the upcoming year. What are some goals you have that would honor God? What are some plans you have? Write them below.

[www.aliveandgrowingathome.com](http://www.aliveandgrowingathome.com)




A large rectangular area with a black border, containing 15 horizontal lines for writing. A decorative banner with triangular flags is positioned at the top of this area, mirroring the banner at the top of the page.



Hi! I'm Becky.  
Let's Connect!



Graphics + Fonts by:



Christian Standard Bible®, Copyright © 2017 by Holman Bible Publishers. Used by permission. Christian Standard Bible® and CSB® are federally registered trademarks of Holman Bible Publishers.

[www.aliveandgrowingathome.com](http://www.aliveandgrowingathome.com)